






TRAVEL INFORMATION

- 
From Queensferry / A90 / M8 / M9:
 Leave M9 at Junction 1, merge onto A8. Keep left onto A902. Turn right on the A90 from Queensferry and follow the A90 for approximately 4 miles. At roundabout take the 1st exit onto A90 (Queensferry Road). Turn left onto Randolph Crescent, and then immediately turn left onto Great Stuart Street. Now turn right onto Ainslie Place and then immediately turn right onto St Colme Street. Continue straight ahead onto Queen Street and turn right onto Frederick Street. At roundabout take the 1st exit onto George Street. At roundabout take the first exit onto Hanover Street. We are located on the left hand side of the road.
- 
From M74 (SOUTH):
 Leave M74 at exit 13 toward A702 / A73 / Edinburgh / Lanark. Follow the A702 for approximately 35 miles. In City Centre on Tollcross bear onto A700 (Earl Grey Street). At the end of the street (T-junction) turn right onto A8 (Princes Street). Then turn left onto Charlotte Square. Turn right onto Albyn Place. Then follow directions as above.
- 
From M74 (SOUTH):
 Merge A1. At first roundabout in Edinburgh take the 2nd exit onto A1 (Milton Link). At second roundabout take the 1st exit onto A1 (Milton Road). Keep on A1 for next 3 and half miles. At roundabout take the 1st exit onto A900 (Leith Walk). At next roundabout take the 2nd exit onto B901 (Broughton Street). Bear left onto York Place. Road name changes to Queen Street. Turn left onto Hanover Street. We are located on the right hand side of the road.
- 
 Edinburgh Waverley station is the closest station (approx. half mile).
- 
 Edinburgh airport is approximately 10 miles to our offices.

